# Tipo Bridas Flanged Type

| DN. | | DIMENSIONES (mm.) DIMENSIONS (mm.) | | | | | | | | | | | | | | | | | |
|---|---|---|---|---|---|---|---|---|---|---|---|---|---|---|---|---|---|---|---|
| mm. | inchs | A | B | C | D | E | ⌀F | G | H | K | $K_{(1)}$ PN 10 Taladros lisos Holes | $K_{(1)}$ PN 10 Taladros roscados Threaded Holes | $K_{(1)}$ PN 16 Taladros lisos Holes | $K_{(1)}$ PN 16 Taladros roscados Threaded Holes | L | Ø S | n x Ø | | PESO WEIGHT |
| 150 | 6" | 349 | 217 | 285 | 90 | 56 | 14 | 30 | 24 | 240 | 8 x ø23 | - - | 8 x ø23 | - - | 70 | 18 | 6 | 9 | 15 Kg. |
| 200 | 8" | 442 | 257 | 345 | 90 | 60 | 17 | 30 | 24 | 295 | 8 x ø23 | - - | 12 x ø23 | - - | 70 | 22 | 6 | 9 | 23 Kg. |
| 250 | 10" | 452 | 255 | 405 | 135 | 68 | 22 | 40 | 22 | * 350/355 | 8 x ø23 | 4 x M20 | 8 x ø27 | 4 x M24 | 102 | 30 | 4 | 11 | 35 Kg. |
| 300 | 12" | 522 | 288 | 483 | 135 | 78 | 22 | 40 | 22 | * 400/ 410 | 8 x ø23 | 4 x M20 | 8 x ø27 | 4 x M24 | 102 | 30 | 4 | 11 | 50 Kg. |
| 350 | 14" | 600 | 320 | 533 | 170 | 78 | 22 | 40 | 22 | * 460/ 470 | 12 x ø23 | 4 x M20 | 12 x ø27 | 4 x M24 | 140 | 30 | 4 | 18 | 60 Kg. |
| 400 | 16" | 658 | 339 | 598 | 170 | 102 | 27 | 40 | 22 | * 515/525 | 12 x ø27 | 4 x M24 | 12 x ø30 | 4 x M27 | 140 | 40 | 4 | 18 | 80 Kg. |
| 450 | 18" | 790 | 413 | 639 | 175 | 114 | 36 | 40 | 22 | * 565/585 | 16 x ø27 | 4 x M24 | 16 x ø30 | 4 x M27 | 140 | 55 | 4 | 18 | 115 Kg. |
| 500 | 20" | 840 | 448 | 711 | 175 | 127 | 36 | 40 | 22 | * 620/650 | 16 x ø27 | 4 x M24 | 16 x ø33 | 4 x M30 | 140 | 55 | 4 | 18 | 142 Kg. |
| 600 | 24" | 980 | 512 | 840 | 210 | 154 | 46 | 50 | 30 | * 725/770 | 16 x ø30 | 4 x M27 | 16 x ø36 | 4 x M33 | 165 | 60 | 4 | 22 | 217 Kg. |
| 700 | 28" | 1115 | 575 | 905 | 300 | 165 | 55 | 60 | 30 | * 840 | 20 x ø30 | 4 x M27 | 20 x ø36 | 4 x M33 | 254 | 70 | 8 | 18 | 305 Kg. |
| 800 | 32" | 1210 | 635 | 1020 | 300 | 190 | 55 | 60 | 30 | * 950 | 20 x ø33 | 4 x M30 | 20 x ø39 | 4 x M36 | 254 | 70 | 8 | 18 | 405 Kg. |
| 1.000 | 40" | 1450 | 750 | 1250 | 300 | 216 | 70 | 90 | 30 | *1160/1170 | 24 x ø36 | 4 x M33 | 24 x ø42 | 4 x M39 | 254 | 100 | 8 | 18 | 760 Kg. |
| 1.200 | 48" | 1710 | 865 | 1510 | 300 | 254 | | | 30 | *1380/1390 | 28 x ø39 | 4 x M36 | 28 x ø48 | 4 x M45 | 254 | | 8 | 18 | 1320 Kg. |

* Según PN 10/PN 16 * According to PN 10/PN 16

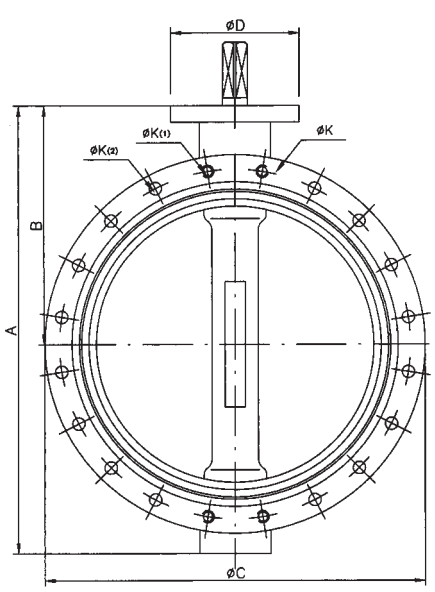


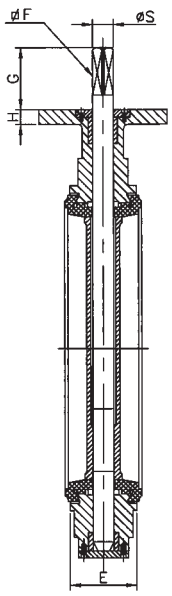


DN. 150 - 1200

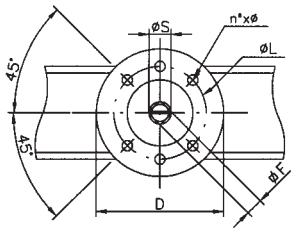


150-200

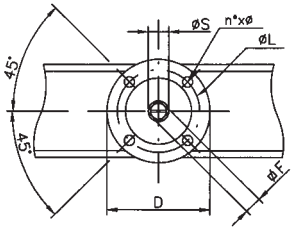


DN. 250 - 1200

Las llamadas tipo Bridas son de las mismas características que las tipo Wafer y tipo Lug, a excepción del diseño del cuerpo, éste tiene el mismo número de agujeros que la brida que se va a montar con la válvula, permitiendo esto una perfecta alineación con la tubería, con 4 taladros roscados y el resto lisos pasantes por cada cara.

The so called flanged type Butterfly valves have the same characteristics as the Wafer and Lug Type, with the exception of the desing of the body. This has the same number of holes as the flange that are going to be mounted with the valve; enabling a perfect alignment with the pipe; with 4 threaded drills and the rest smooth passing ones for each face.

Dimensiones y pesos informativos, pudiéndose modificar sin previo aviso.
Weights and dimensions are only as information.

# MATERIALES DE FABRICACIÓN - MANUFACTURING MATERIALS

| | S/O | MATERIAL | EN | ASTM | COD. |
|---|---|---|---|---|---|
| CUERPO<br>BODY | S | FUNDICIÓN NODULAR GJS 400<br>NODULAR IRON GJS 400 | 1563 / JS -1030 | A 395 | 2 |
| | S | ACERO INOX. 1.4408 (AISI 316)<br>STAINLESS STEEL 1.4408 (AISI 316) | 10213 / 1.4408 | A 351 - CF8M | 5 |
| | O | ACERO AL CARBONO<br>CARBON STEEL | 10213 / 1.0619 | A 216 - WCB | 8 |
| | O | BRONCE<br>BRONZE | 21096 / RG5 | B 62 / C83600 | 6 |
| | S | ALUMINIO<br>ALUMINIUM | 1706 / AC44100 | B - 179 | 4 |
| EJE<br>SHAFT | S | ACERO INOX. (AISI 420)<br>STAINLESS STEEL (AISI 420) | 10088 - 3 / 14021 | A 276 - 420 | 0 |
| | O | ACERO INOX. (AISI 316)<br>STAINLESS STEEL (AISI 316) | 10088 - 3 / 14401 | A 276 - 316 | 1 |
| DISCO<br>DISC | S | FUNDICIÓN NODULAR GJS 500<br>NODULAR IRON GJS 500 | 1563 / JS -1050 | A 536 | 2 |
| | S | ACERO INOX. 1.4408 (AISI 316)<br>STAINLESS STEEL 1.4408 (AISI 316) | 10213 / 1.4408 | A 351 - CF8M | 5 |
| | O | ACERO AL CARBONO<br>CARBON STEEL | 10213 / 1.0619 | A 216 - WCB | 8 |
| | S | HASTELLOY C<br>HASTELLOY C | | A 494CW-12MW | 9 |
| | S | BRONCE ALUMINIO<br>ALUMINIUM BRONZE | 1982 / GR9D | B-148 / C95500 | 6 |
| ASIENTO<br>SEAT | S | E.P.D.M. (EPDM)<br>E.P.D.M. (EPDM) | | | E |
| | S | NITRILO (NBR) BUNA N<br>NITRILO (NBR) BUNA N | | | N |
| | S | VITON (FPM)<br>VITON (FPM) | | | V |
| | S | SILICONA (MVQ)<br>SILICONE (MVQ) | | | S |
| | S | HYPALON (CSM)<br>HYPALON (CSM) | | | H |
| MANDO<br>ACTUATOR | S | PALANCA ALUMINIO<br>LEVER ALUMINIUM | 1706 / AC44100 | B - 179 | P |
| | S | PALANCA F. NODULAR (MULTIPOS.)<br>NODULAR LEVER (MULTIPOS.) | 1563 / JS -1050 | A 536 | MR |
| | S | M. FONTANERO<br>NODULAR PLUMBER | 1563 / JS -1050 | A 536 | MF |
| | S | REDUCTOR CON VOLANTE<br>GEAR BOX | | | R |

S: ESTÁNDAR / STANDARD - O: OPCIONAL / OPTIONAL

# OTROS MATERIALES BAJO DEMANDA - OTHER MATERIALS UNDER REQUEST

REFERENCIA DE LAS VÁLVULAS
REFERENCE OF THE VALVES

EJEMPLO: 202W EP

CUERPO / BODY — EJE / SHAFT — DISCO / DISC — TIPO / TYPE — ASIENTO / SEAT — MANDO / ACTUATOR

EXAMPLE: 202W EP

2 — CUERPO / BODY
0 — EJE / SHAFT
2 — DISCO / DISC
W — TIPO / TYPE
E — ASIENTO / SEAT
P — MANDO / ACTUATOR

# PAR DE MANIOBRA - TORQUE (*)

| DN. | Inchs | Nm. | Presión max.<br>Max. pressure |
|---|---|---|---|
| 32-40 | 1 1/4"- 1 1/2" | 5 | 16 bar |
| 50 | 2" | 9 | 16 bar |
| 65 | 2 1/2" | 25 | 16 bar |
| 80 | 3" | 30 | 16 bar |
| 100 | 4" | 45 | 16 bar |
| 125 | 5" | 65 | 16 bar |
| 150 | 6" | 80 | 16 bar |
| 200 | 8" | 150 | 16 bar |
| 250 | 10" | 290 | 16 bar |
| 300 | 12" | 390 | 16 bar |
| 350 | 14" | 600 | 16 bar |
| 400 | 16" | 1450 | 16 bar |
| 450 | 18" | 1600 | 16 bar |
| 500 | 20" | 2250 | 16 bar |
| 600 | 24" | 3000 | 10 bar |
| 700 | 28" | 4200 | 10 bar |
| 800 | 32" | 5380 | 10 bar |
| 1.000 | 40" | 13000 | 10 bar |
| 1.200 | 48" | 15500 | 10 bar |

# FABRICACIÓN Y MONTAJE
## MANUFACTURING AND ASSEMBLY

**DISEÑO**
API 609, EN 593

**CARA - CARA**
ISO 5752

**BRIDA CABEZA**
ISO 5211

**PRUEBAS**
ISO 5208
API 598
Estanqueidad: PN x 1,1
(100 % de la producción)
Cuerpo: PN x 1,5

**MONTAJE ENTRE BRIDAS**
PN 10, PN 16, ANSI 150

**DESIGN**
API 609, EN 593

**FACE-FACE**
ISO 5752

**TOP FLANGE**
ISO 5211

**TEST**
ISO 5208
API 598
Tightness: PN x 1,1
(100 % of the production)
Body: PN x 1,5

**MOUNTING BETWEEN FLANGES**
PN 10, PN 16, ANSI 150

(*) TEST REALIZADO EN CONDICIONES MODERADAS, AGUA, Tª. AMBIENTE. COMO MARGEN DE SEGURIDAD, SE RECOMIENDA AUMENTAR UN 30%
TEST CARRIED OUT IN MODERATE CONDITIONS, WATER ROOM TEMPERATURE. AS SECURITY MARGIN IT IS SUGGESTED INCREASE THE TORQUE AT 30%